



## Pallet Trucks

# T16 L

Capacity 1.6 t | Series 1155

PB

ION

### Ergonomic all-rounder

- Ideal for transport, loading and unloading, and order picking
- High operating speeds, even when fully loaded
- Lifting function (L) reduces strain on operator's back when order picking
- Ergonomic tiller head enables intuitive operation
- Low skirt and long tiller for optimum protection of operator

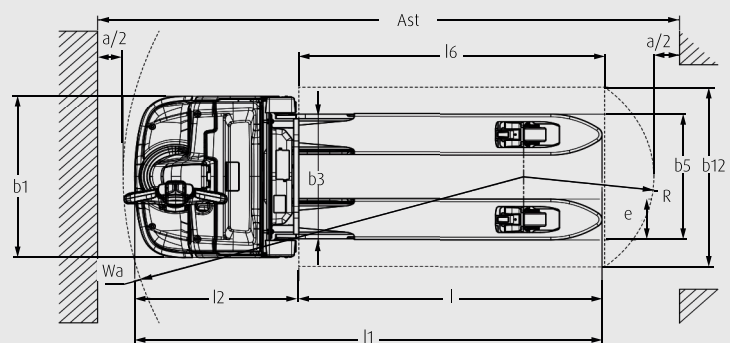
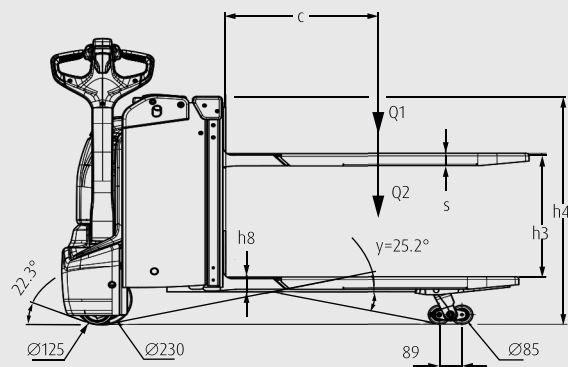
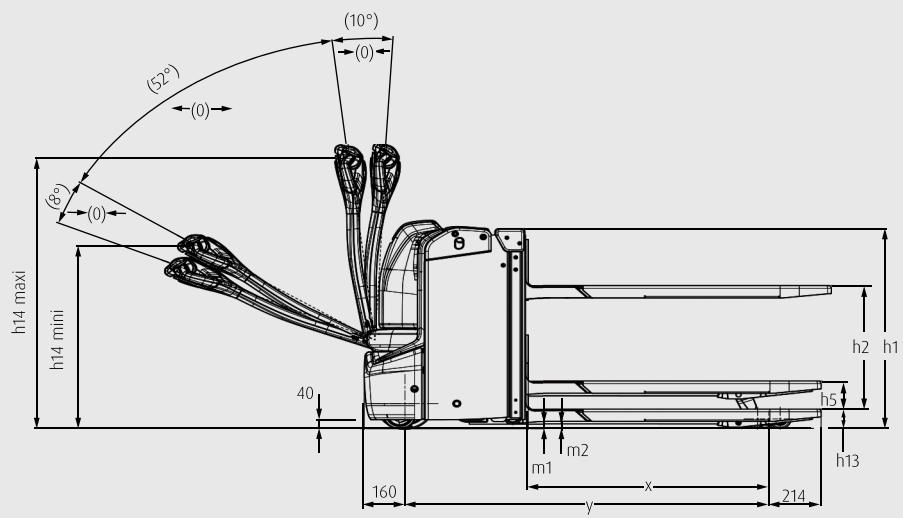
# TECHNICAL DATA (according to VDI 2198)

Characteristics	1.1	Manufacturer (abbreviation)		Linde MH
	1.2	Manufacturer's type designation		<b>T16 L</b>
	1.2a	Series		1155
	1.3	Drive		Battery
	1.4	Operator type		Pedestrian
	1.5	Rated capacity/rated load	Q (t)	1.6 <sup>1)</sup>
	1.6	Load centre distance	c (mm)	600
	1.8	Load distance, centre of drive axle to fork	x (mm)	873/936 <sup>2)3)</sup>
	1.9	Wheelbase	y (mm)	1306/1369 <sup>2)3)4)</sup>
Weight	2.1	Service weight	kg	527 <sup>5)</sup>
	2.2	Axle loading, laden front/rear	kg	711/1416 <sup>5)6)</sup>
	2.3	Axle loading, unladen front/rear	kg	377/150 <sup>5)6)</sup>
Tyres/chassis	3.1	Tyres		Polyurethane
	3.2	Tyre size, front		Ø 230 × 75
	3.3	Tyre size, rear		Ø 85 × 80 (Ø 85 × 60) <sup>7)</sup>
	3.4	Auxiliary wheels (dimensions)		Ø 125 × 40
	3.5	Wheels, number front/rear (x = driven wheels)		1x + 2/2 (1x + 2/4) <sup>7)</sup>
	3.6	Tread, front	b10 (mm)	482 <sup>3)</sup>
	3.7	Tread, rear	b11 (mm)	340/353/378 <sup>3)8)</sup>
Dimensions	4.2	Height of mast, lowered	h1 (mm)	891
	4.3	Free lift	h2 (mm)	550
	4.4	Lift	h3 (mm)	550 <sup>3)</sup>
	4.5	Height, mast extended	h4 (mm)	1016
	4.6	Initial lift	h5 (mm)	125
	4.9	Height drawbar in operating position min./max.	h14 (mm)	720/1240 <sup>3)</sup>
	4.10	Height of wheel arms	h8 (mm)	60
	4.15	Height, lowered	h13 (mm)	86 <sup>9)</sup>
	4.19	Overall length	l1 (mm)	1742 <sup>3)4)</sup>
	4.20	Length to face of forks	l2 (mm)	592 <sup>3)4)</sup>
	4.21	Overall width	b1/b2 (mm)	720 <sup>3)</sup>
	4.22	Fork dimensions DIN ISO 2331	s/e/l (mm)	60/182/1150
	4.24	Fork carriage width	b3 (mm)	514/529/554
	4.25	Fork spread	b5 (mm)	520/535/560 <sup>3)</sup>
	4.31	Ground clearance, laden, below mast	m1 (mm)	20/145 <sup>10)11)</sup>
	4.32	Ground clearance, centre of wheelbase	m2 (mm)	20/145 <sup>10)11)</sup>
	4.33	Load dimension b12 × l6	b12 × l6 (mm)	1200 × 800
	4.34	Aisle width predetermined load dimensions	Ast (mm)	2316 <sup>4)12)13)</sup>
	4.34.1	Aisle width for pallets 1000 × 1200 crossways	Ast (mm)	2325 <sup>4)12)13)</sup>
	4.34.2	Aisle width for pallets 800 × 1200 lengthways	Ast (mm)	2229 <sup>4)12)13)</sup>
4.35	Turning radius	Wa (mm)	1512/1575 <sup>2)4)</sup>	
Performance	5.1	Travel speed, laden/unladen	km/h	6/6 <sup>14)</sup>
	5.1.1	Travel speed, laden/unladen, backwards	km/h	6/6 <sup>14)</sup>
	5.2	Lifting speed, laden/unladen	m/s	0.094/0.152 <sup>5)</sup>
	5.3	Lowering speed, laden/unladen	m/s	0.352/0.133 <sup>5)</sup>
	5.8	Maximum climbing ability, laden/unladen	%	10.0/20.0
	5.9	Acceleration time, laden/unladen	s	7.0/6.6
	5.10	Service brake		Electromagnetic
Electric-engine	6.1	Drive motor rating S2 60 min	kW	1.3
	6.2	Lift motor rating at S3 15%	kW	1.2
	6.3	Battery according to DIN 43531/35/36 A, B, C, no		Li-ION compact
	6.4	Battery voltage/nominal capacity K5	(V)/(Ah) o. kWh	24/62 (125) <sup>15)</sup>
	6.5	Battery weight (±5%)	kg	14/23 <sup>16)</sup>
	6.6	Energy consumption according to DIN EN 16796	kWh/h	0.19
	6.6.1	CO <sub>2</sub> equivalent according to DIN EN 16796	kg/h	0.11
	6.7	Turnover output according to VDI 2198	t/h	96.0
6.8	Turnover efficiency according to VDI 2198	t/kWh	167	
Drive	8.1	Type of drive unit		AC control
Additional data	10.7	Sound pressure level LpAZ (at the operator's seat)	dB(A)	61 <sup>16)</sup>

- 1) 1600 kg on the load arms (initial lift) - reduced to 800 kg on the lifted forks (auxiliary lift)
- 2) Forks upraised/lowered
- 3) (±5 mm)
- 4) +50 mm = BS battery (2PzS-B); +105 mm = 2 PzS battery
- 5) (±10%)
- 6) Figures with battery, see line 6.4/6.5

- 7) Figures in parenthesis with tandem load wheels
- 8) Depending on the forks spread; see 4.25
- 9) (-0/+5 mm)
- 10) Min./max.
- 11) (±2 mm)
- 12) Including a 200 mm (min.) operating aisle clearance

- 13) With creep speed = tiller in vertical position
- 14) (±5%)
- 15) (Option)
- 16) (±2.5)





# STANDARD AND OPTIONAL EQUIPMENT

Manufacturer's type designation/equipment		T16 L
Safety	Active foot bumper – assistant system for foot protection	○
	Long tiller and low chassis skirt	●
	Automatic speed reduction when cornering	●
	Easily accessible emergency stop button	●
	Warning buzzer (in place of horn) – preferable where low noise emission required	●
	Horn – preferable for noisy environment	○
	Key switch	●
	Log in PIN code	○
Service	CAN bus technology	●
Digital-isation	Data transmission online	○
	Data transmission Wifi	○
	Linde connect:ac pre-shift check – app for operator to report truck condition before use	○
	Linde connect:dt crash detection – allows electronic impact damage monitoring	○
Operation/load handling	Ergonomic lift h = 675 mm	●
	Automatic lifting – up and down	○
	Extra side buttons – up and down	○
	Lift end stop sensor	●
	Proportional speed control – speed dependent on tiller angle	●
	Creep speed – for operation with tiller in vertical position	○
	Multifunction display – hour meter, maintenance indication, battery discharge indicator and internal fault code indication	●
	Ergonomic tiller head with easy access to all controls	●
	Load backrest h = 900 mm or 1290 mm – height from top of forks	○
	Accessory support	○
	Support for clipboard and scanner	○
	Metal battery cover	○
Environment	Coldstore protection -35°C (in/out)	○
Attachment/forks	Fork widths: 520 mm, 535 mm, 560 mm	○
	Fork length: 1150 mm with overhang 205 mm	○
	Fork length: 1190 mm with overhang 245 mm	○
Axles and tyres	Drive wheel, standard duty	●
	Drive wheel heavy duty, high grip	○
	Single load wheel, polyurethane	●
	Tandem load wheels, polyurethane	○
	Tandem load wheels, polyurethane greasable	○
	Castor wheels	●
Auto-adjustable castor wheels	○	
Drive and brake system	Maintenance-free AC motor	●
	Electromagnetic braking system	●
	Battery compartment, vertical change compact	○
	Battery compartment, 2 PzS-B, vertical change	●
Battery compartment, 2 PzS, lateral or vertical change	○	
Energy	Li-ION technology available – different battery capacities with front, lateral or vertical mounted opportunity charging plug	○
	Lead-acid battery technology	○
	On-board charger 35 A or 70 A for lead-acid and Li-ION batteries	○
	External chargers available	○

● Standard equipment

○ Optional equipment

# CHARACTERISTICS



Long tiller and low rounded chassis

## Safety

- Long, low-mounted tiller creates large safety distance
- Automatic speed adjustment when cornering
- Deep rear skirt covers wheels and protects operator's feet
- Easy-to-reach emergency stop button ensures safety in case of emergency
- Tiller head encloses hands and protects against injury
- Low chassis skirt and active foot bumper (option) protect the operator



Ergonomic lift for effortless operation

## Ergonomics

- Comfortable working height protects operator's back and knees
- Speed and steering resistance adapt to the steering angle
- Tiller head can also be operated with one hand and when wearing gloves
- Optional autolift automatically adjusts lift height to load
- Optional switch, on right side, for easy control of the lift height



Castor wheels for high operating stability

## Handling

- Transport load capacity up to 1600 kg (on initial lift)
- Load capacity up to 800 kg on the ergonomic lift
- Speeds up to 6 km/h laden and unladen
- Maximum performance on inclines, even when fully loaded
- Optional castor wheels automatically adjust to load and operating situation
- Creep speed function (optional) and proportional speed control




Easy access to all relevant components

## Service

- Robust design for low maintenance costs and long service life
- CAN bus structure allows quick truck diagnosis and service
- Easy access to major components for fast maintenance
- Covers are protected from damage by the contours of the chassis
- Steel-reinforced tiller arm ensures additional robustness

Presented by:

Subject to modification in the interest of progress. Illustrations and technical specifications could include options and are not binding for actual constructions. All dimensions subject to usual tolerances.



Linde Material Handling

*Linde*

## Linde Material Handling GmbH

Carl-von-Linde-Platz | 63743 Aschaffenburg | Germany  
Phone + 49 6021 99 0 | Fax + 49 6021 99 1570  
www.linde-mh.com | info@linde-mh.com

DS\_T16\_L\_1155\_en\_A\_0924